



# Audio Expansion Unit Product Specifications

## CXA-4244

### Overview

The Audio Expansion Unit is a device with simultaneous 2-Wire and 4-Wire ports to enable extended connectivity with industry-familiar external intercom devices.

### Key Features

- Simultaneous use of all audio connections
- Four 2-Wire connections (3-pin XLR female)
- Four 4-Wire connections (RJ-45)
- Traditional Cat 5e (or greater) or duplex LC Single Mode Fiber CrewNet ports
- Front panel status indicators
- Rear panel status indicators
- Micro USB connection for firmware updates
- Dual powering options
  - » Network power (Power over CrewNet)
  - » External power (48VDC) (sold separately)
- Standard 1RU half-rack size (optional rack kit sold separately)
- Integrated Ping function, which uses all LEDs to physically identify a target device

### What's in the Box?

- Audio Expansion Unit
- USB A to Micro B cable
- Cat 5e cable, 2 m (6.6 ft.)
- Product Overview Guide
- Warranty Extension Registration Card



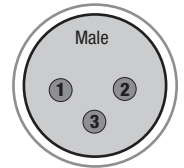
### Accessories

- PAC-RMK-S Single 1RU Half-Rack Mount Kit
- PAC-RMK-D Dual 1RU Half-Rack Mount Kit
- PPS-48V 48VDC External Power Supply

Specifications*	CXA-4244
Intercom Audio Channels	8
USB Ports	USB Type A, Micro USB
CrewNet Ports (supports 1 connection)	(1) RJ-45 for copper; (1) duplex LC for Single Mode Fiber
2-Wire Intercom Connection	4 channels via XLR 3F (4 ports)
2-Wire Compatibility	Clear-Com, RTS, and AudioCom (Balanced)
4-Wire Intercom Connection	4 ports via RJ-45
Network Power (Power over CrewNet)	CrewNet RJ-45 only
External Power	48VDC Power Supply (Sold Separately)
Dimensions (L x W x H)	21.9 cm x 4.4 cm x 22 cm (8.62 in. x 1.73 in. x 8.68 in.)
Weight	Approx. 794 g (1.75 lbs)
Maximum Line Length	Copper 100 m (330 ft.); Fiber 10,000 m (32,800 ft.)
Operating Environment	-20° to 50° C (-4° to 122° F); 10% to 90% Humidity
Maximum Altitude	3,000 m (9,842 ft.)
RoHS	Yes

4-Wire RJ-45 Connections	
RJ-45 Pin #	CrewCom 4-Wire Pin #
Pin 1	Pin 8
Pin 2	Pin 7
Pin 3	Audio Output (+)
Pin 4	Audio Input (+)
Pin 5	Audio Input (-)
Pin 6	Audio Output (-)
Pin 7	Pin 2
Pin 8	Pin 1

3-Pin Wiring Scheme			
Pin #	Clear-Com	AudioCom	RTS
1	Common	Common	Common
2	Power	Audio (-) & Power	Audio 1 & Power
3	Audio	Audio (+) & Power	Audio 2



CXA-4244: 4+4 Audio Expansion Unit Front and Rear Views

Pliant Technologies, LLC  
 CrewCom®  
 205 Technology Parkway  
 Auburn, Alabama 36830 USA  
 www.plianttechnologies.com  
 Phone +1.334.321.1160  
 Toll-Free 1.844.475.4268 or 1.844.4PLIANT  
 Fax +1.334.321.1162

The following device models have not been authorized as required by the rules of the Federal Communications Commission. These devices are not, and may not be, offered for sale or lease until authorization is obtained.  
 Model: CXA-4244

\* Notice About Specifications: While Pliant makes every attempt to maintain the accuracy of the information contained in this document, this information is subject to change without notice. Please check our website for the latest system specifications and certifications.

Copyright ©2017 Pliant Technologies, LLC. All rights reserved. The Pliant® and CrewCom® word marks and the Pliant "P" logo are trademarks of Pliant Technologies, LLC. The SmartBoom® word mark is a trademark of CoachComm LLC. All other trademarks are property of their respective owners.

CXA-4244\_DATASHEET\_11.17

